



### District Report Card: 2017


<b>State:</b> Gujarat	<b>District:</b> Porbandar
<b>Class:</b> 8	<b>Subject:</b> Language
<b>Schools:</b> 51	<b>Students:</b> 1137


### Participation/Coverage


#### Students

<b>GENDER</b> 	Boys		Girls	
	Number	%	Number	%
	527	46.35	610	53.65

<b>AREA</b> 	Rural		Urban	
	Number	%	Number	%
	710	62.45	427	37.55

<b>CATEGORY</b> 	SC		ST		OBC		GEN	
	Number	%	Number	%	Number	%	Number	%
	184	16.18	30	2.64	876	77.04	47	4.13

<b>CWSN</b> 	LD	VI	HI	S&LD	ID	Oth
	1	3	1	0	4	1

<b>Management</b> 	Government		Government-aided	
	Number	%	Number	%
	1137	100.00	0	0.00

### Average Performance of Students in Language (%)

Overall	Gender		Area		Management		Social Group			
	Male	Female	Rural	Urban	Govt.	Aided	SC	ST	OBC	GEN
62.60	59.75	65.06	61.60	64.26	62.60	0.00	61.27	59.33	62.60	69.79

### Performance on Learning Outcomes (LOs)

Learning Outcomes	Description	Average Performance(%)
L813	Read textual/non-textual materials with comprehension and identifies the details, characters, main idea and sequence of ideas and events while reading	62.60

Range of Performance of Students who Answered Correctly							
Below 30%		30% - 50%		50% - 75%		Above 75%	
Number	%	Number	%	Number	%	Number	%
142	12.49	179	15.74	459	40.37	357	31.40

### Lowest Performing Learning Outcomes (LOs)

1 - Read textual/non-textual materials with comprehension and identifies the details, characters, main idea and sequence of ideas and events while reading (62.60)